



ST. STEPHEN
SCHOOL

SUMMER WORK 2026: ELA

RIISING GRADE 1 STUDENTS

1. Read the Class book: *School's First Day of School*. Please borrow or purchase. Read and enjoy. There is no work assigned for this book. We will discuss the book when we return to school.
2. Individual books: I ask that your child read 10 children's books. There is a reading log attached. The log has more than 10 lines, feel free to read more, but 10 are required. Please choose books on your child's level like Emergent Reader, and Step 1 or 2 readers. Books can be read "I read, you read". The goal is to keep your child reading over the summer. I have attached a choice board challenge to help motivate them to read.
3. Journal prompt : "In the summer I like to..."
Draw a picture on the top part of the page and write their response. Please let the writing be authentic (do not edit).

Have a great summer!

Mrs. Olkowski
olkowski@sss.school.org

1st Grade Summer Work Math Rubric


Category	4- Consistently Independent	3- Mostly Independent	2- Sometimes Independent	1- Needs Support
I print my name on the top of my paper.				
I show my math thinking.				
I followed directions.				
My work is neat, complete, and legible.				
I work slowly and carefully.				
I did my own work.				

1st Grade Summer Work ELA Rubric

Category	4- Consistently Independent	3- Mostly Independent	2- Sometimes Independent	1- Needs Support
I print my name on the top of my paper.				
I start sentences with a capital letter.				
I end sentences with punctuation.				
My work is neat, complete, and legible.				
I work slowly and carefully.				
I followed directions.				
I did my own work.				

READING CHOICE BOARD
































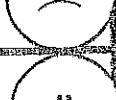



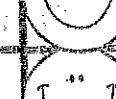

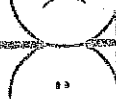



Color a box each time you complete a task.



<p>Get outside! Grab a book and find a comfy spot to read outside.</p>	<p>Lights Out! Grab a flashlight and read in the dark.</p>	<p>Put on a play! Read a story and then act it out for your family.</p>	<p>Hide and Read! Build a pillow fort and read in it.</p>	<p>Virtual Read ALOUD! Read to a family member or friend over video chat.</p>	<p>Hat Day! Put on your favorite hat and read.</p>
<p>Draw It Out! Read a book and then draw a picture of the story.</p>	<p>Pajama Day! Put on your favorite pair of PJ's and read.</p>	<p>Character Day! Dress up like your favorite book character.</p>	<p>Be the Author! Write your own book and read it to a family member.</p>	<p>Family Reading Night! Have everyone in your family choose a book to read.</p>	<p>Read the House! Go around the house and look for words that you can read.</p>
<p>Magazine Hunt! Look in a magazine for words you can read.</p>	<p>Lights, Camera, Action! Record yourself reading a book like a movie star.</p>	<p>Silly Socks Day! Put on a pair of silly socks and read.</p>	<p>Read to Someone! Find a pet or plant to read to.</p>	<p>Read Every Day!</p>	<p>Read Every Day!</p>
<p>Stuffed Animal Day! Read to your favorite stuffed animal.</p>	<p>Walk and Read! Go for a walk and look for words around your neighborhood.</p>	<p>Read and Write! Read a favorite book and then write your own story with the characters from that book.</p>	<p>Exercise Day! Every time you read a page, do 10 jumping jacks, squats, sit ups, or toe touches.</p>		

Name: _____

Reading Log

Date	Book Title	Opinion		
				
				
				
				
				
				
				
				
				
				
				
				
				
				



In the summer, I like to



ST. STEPHEN
SCHOOL

SUMMER WORK 2026: MATH

RISING GRADE 1 STUDENTS

1. **Math packet:** Complete 1 page (side) per day in the packet. The packet reviews a variety of Kindergarten skills.
2. **Math choice board:** Incorporate these activities in your summer routine to practice math in fun ways.

Have a great summer!


Mrs. Olkowski
jolkowski@ssschool.org

Activities to Strengthen Number Sense, Fine Motor, and Memory.

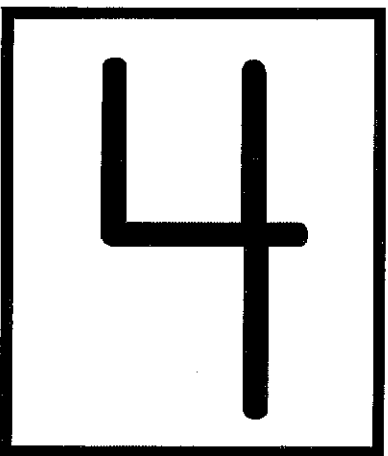
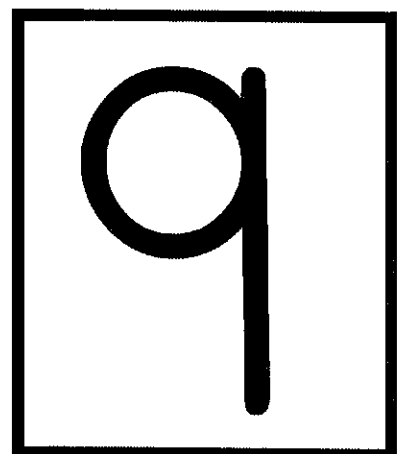



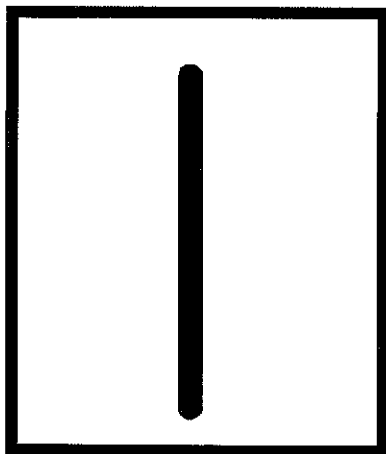




- Memory match(Concentration): traditional deck or use number pairs, shape pairs, sight words etc.
- Cards games: Go Fish, Crazy Eights, Rummy (teach them how to keep score by pairing numbers to make 10), War, high/low.
- Dominoes
- Board games and puzzles
- Coloring
- Holding and moving cards, game pieces and coloring works on fine motor skills. We write a lot in first grade and strengthening their hands and fine motor coordination is beneficial.
- Practice zipping, buttoning and tying.
- Attached are flash cards and numbers 1-20 to use if you wish for games.

MATH CHOICE BOARD

Color a box each time you complete a task.



<p>Write It Out! Practice writing your numbers as high as you can go.</p>	<p>Shape Search! Look around your house for things shaped like a circle.</p>	<p>Add It Up! Count the chairs in your house and the TVs in your house. Then, add them together.</p>	<p>Count and Compare! Count the cans and boxes in your cupboard. Which category has more?</p>	<p>Shape Search! Look around your house for things shaped like a triangle.</p>	<p>Write It Out! Use a stick to practice writing numbers in the dirt as high as you can go.</p>
<p>Flower Graphing! Go for a walk and tally how many flowers you see of each color. Make a graph with the results.</p>	<p>Count It Out! Count how many socks are in your room.</p>	<p>Subtracting Snacks. Grab a handful of a snack and count how many you have. Eat some. How many are left?</p>	<p>Shape Search! Look around your house for things shaped like a square.</p>	<p>Write It Out! Use chalk to write your numbers as high as you can go.</p>	<p>Phone a Friend! Call a friend or family member and count as high as you can!</p>
<p>Magazine Hunt! Look in a magazine for real life shapes. If you can, cut them out and sort them by shape.</p>	<p>Shape Hunt! Look around your house for things shaped like a rectangle.</p>	<p>Measure Me! Use a nonstandard form of measurement to measure how tall someone in your house is.</p>	<p>Write It Out! Use a marker to write your numbers as high as you can go.</p>	<p>Let's learn!</p>	
<p>Rocking Out! Have an adult write out addition and subtraction problems. Use rocks as counters to solve.</p>	<p>Walk and Count! Go for a walk and count how many animals you see.</p>	<p>3D Shape Hunt! Look for 3D shapes around your home or neighborhood.</p>	<p>Hopscotch! Use chalk to draw a hopscotch with numbers 1-20. Say each number as you hop.</p>		



Kindergarten students should be able to recognize their numbers (out of order) to 20. Use these cards to help your child practice recognizing their numbers.

11

17

20

16

13

15

12

18

19

14

0

Kindergarten students are expected to add and subtract with fluency. Use these flash cards to help your child practice.

$$3 + 3$$

$$4 + 3$$

$$5 + 3$$

$$1 + 3$$

$$1 + 4$$

$$2 + 4$$

$$3 + 4$$

$4 + 4$

$5 + 4$

$1 + 2$

$2 + 2$

$3 + 2$

$4 + 2$

$5 + 2$

$5 + 1$

Flash Cards

$4 - 3$

$3 - 2$

$5 - 3$

$6 - 2$

$4 - 2$

$5 - 2$

$5 - 1$

$$4 - 1$$

$$3 - 3$$

$$3 - 2$$

$$3 - 1$$

$$2 - 2$$

$$2 - 1$$

$$2 - 0$$


$$3 - 0$$

Math Activities



©2010

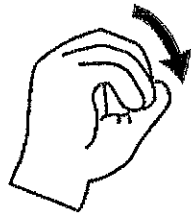
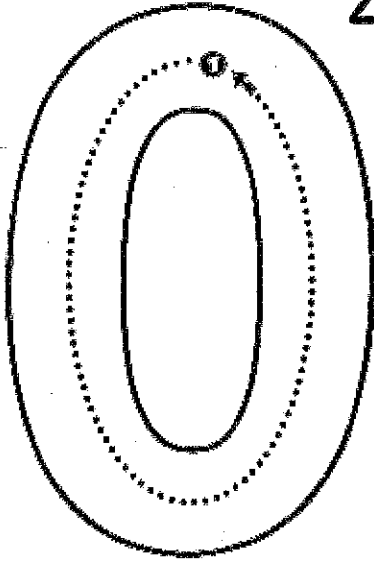
©2010



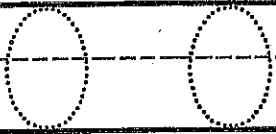
Name: _____

TRACE and WRITE

zero




one



zero zero



one one



Name: _____

TRACE and WRITE

two three


A large rectangular box containing tracing guides. On the left, the number '2' is shown with a dotted line and arrows indicating the stroke order: a curved line from top to bottom, and a horizontal line from left to right. Next to it is a hand showing two fingers raised. On the right, the number '3' is shown with a dotted line and arrows indicating the stroke order: a curved line from top to middle, and a second curved line from middle to bottom. Next to it is a hand showing three fingers raised.

2 2

two two

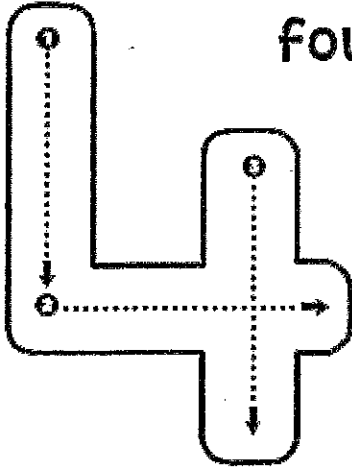
3 3

three three



Name: _____

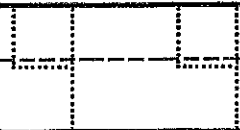
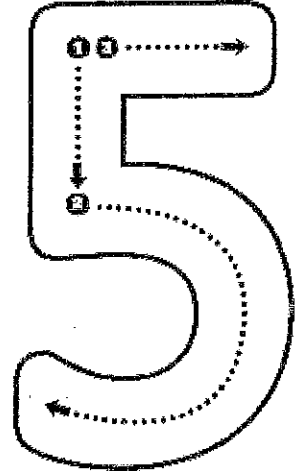

TRACE and WRITE



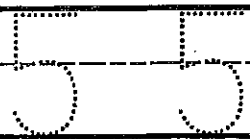
four




five



four four





five five





Name: _____

TRACE and WRITE

six




seven



six six

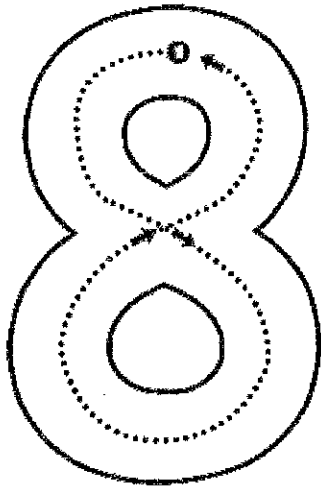


seven seven

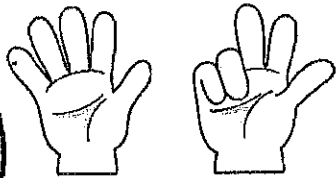


Name: _____

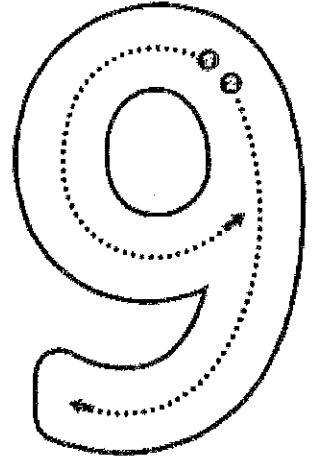

TRACE and WRITE



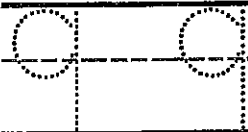
eight




nine



eight eight





nine nine



Name: _____

TRACE and WRITE

A large rectangular box containing a tracing guide. On the left is a vertical number '1' with a dotted line and a downward arrow. Next to it is a large number '0' with a dotted line and a starting dot at the top. To the right of the '0' is the word 'ten' in lowercase. Further right are two line drawings of hands, palms facing forward, representing ten fingers.



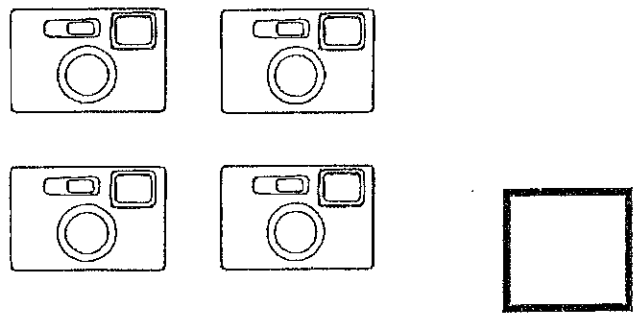


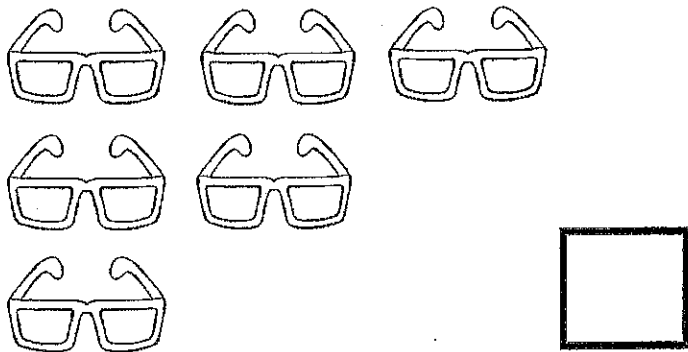
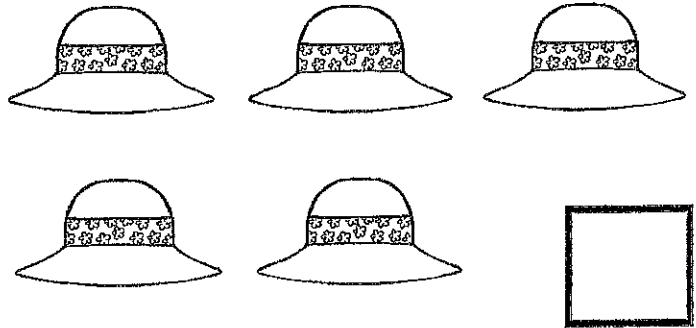

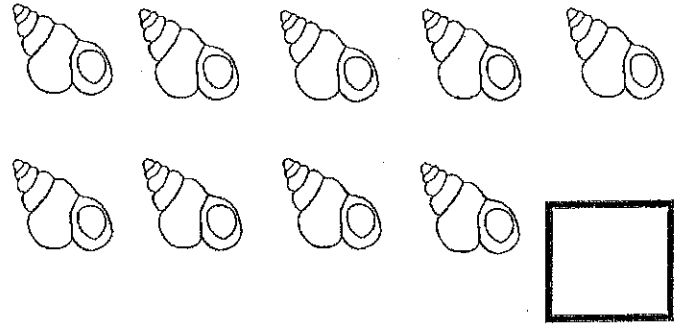

Name: _____




LET'S COUNT!



Count the objects and write the correct number.




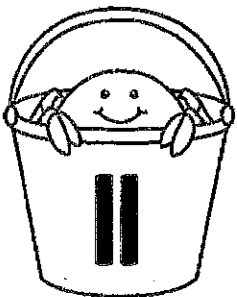



Name: _____




MISSING NUMBERS



Directions: Write the missing numbers as you count up by ones.



Name: _____



Count how many, then write the number.

A box containing a vertical rod of 10 cubes, a column of 3 loose cubes, and a circle with the number 13 inside.

A box containing a vertical rod of 10 cubes, a column of 6 loose cubes, and an empty circle.

A box containing a vertical rod of 10 cubes, a column of 6 loose cubes, and an empty circle.

A box containing a vertical rod of 10 cubes, a column of 6 loose cubes, and an empty circle.

A box containing a vertical rod of 10 cubes, a column of 2 loose cubes, and an empty circle.


A box containing a vertical rod of 10 cubes, a column of 6 loose cubes, and an empty circle.

A box containing a vertical rod of 10 cubes, a column of 6 loose cubes, and an empty circle.

A box containing a vertical rod of 10 cubes, a column of 4 loose cubes, and an empty circle.


A box containing a vertical rod of 10 cubes, a single loose cube, and an empty circle.

Name: _____




Count the tens and ones blocks at the bottom of the page. Then cut and paste them under the correct number.

16




Blank space for pasting blocks

15




Blank space for pasting blocks

14




Blank space for pasting blocks

13




Blank space for pasting blocks

17

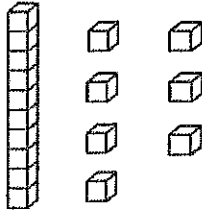


Blank space for pasting blocks

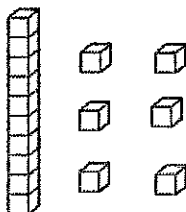
18



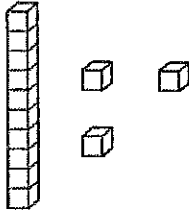
Blank space for pasting blocks



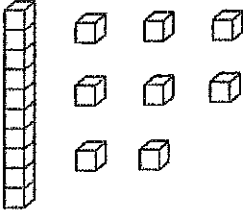
1 ten rod and 6 ones units



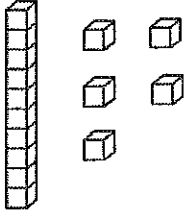
1 ten rod and 5 ones units



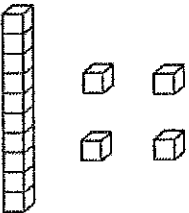
1 ten rod and 3 ones units



1 ten rod and 8 ones units




1 ten rod and 7 ones units



1 ten rod and 4 ones units


I Can Write My Numbers to 20!

1									
11									



Name _____

Name: _____



Write the numbers that come **BEFORE** and **AFTER**.

4 5 6

6

8

1

4

3


2

9


7


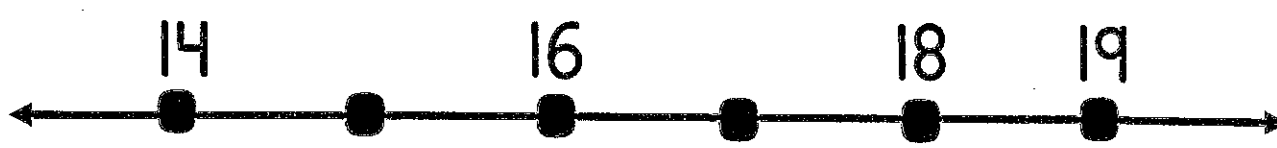
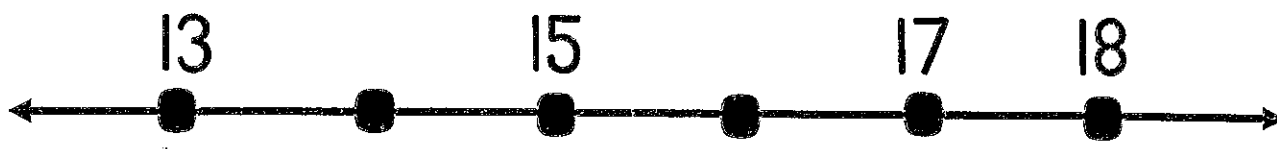
10

Name: _____

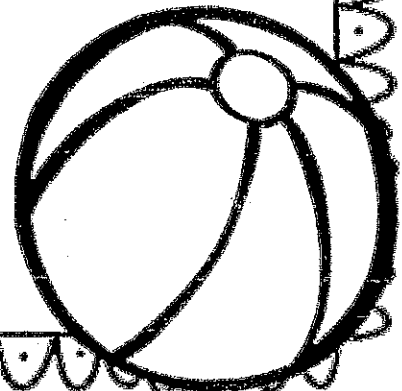



Write the numbers that come **BEFORE** and **AFTER**.






What's missing



What Comes Next?

(write the 3 numbers that come next)



17

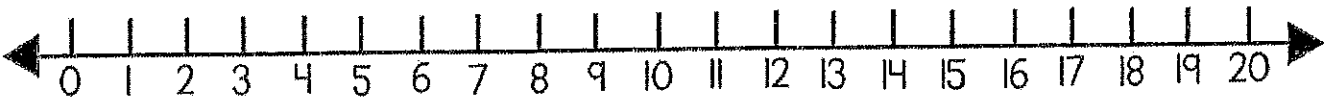
15

12

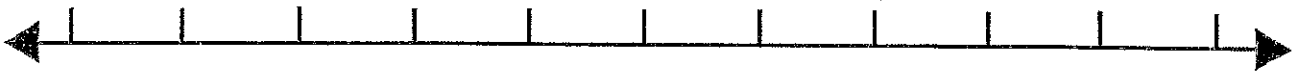
11

10


13



3



5



7



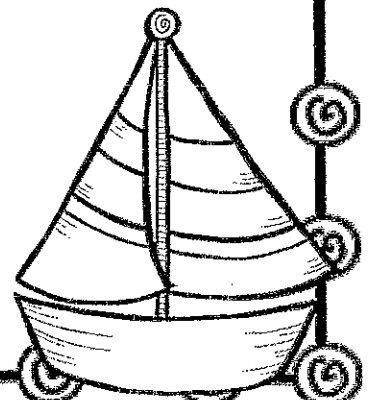

9



11




Finish writing the numbers on each number line.













Name _____

I Can Write My Numbers to 40!


1									
11									
21									
31									



Name _____



Count by
10's




I Can Write My Numbers to 60!

1									
11									
21									
31									
41									
51									



Name _____


Name: _____



SHAPES

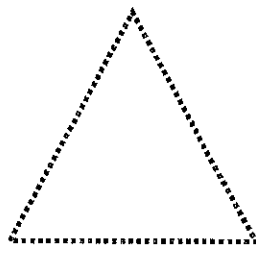
Name and trace each shape, then write the number of sides.

square




_____ sides

triangle



_____ sides

circle



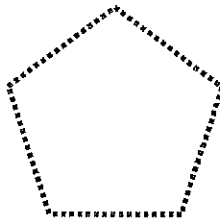
_____ sides

rectangle



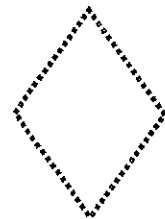
_____ sides

pentagon



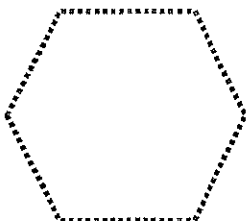
_____ sides

diamond




_____ sides

hexagon

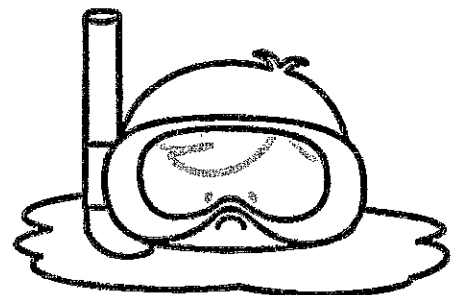


_____ sides

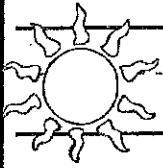
oval



_____ sides

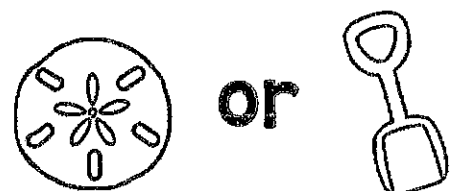
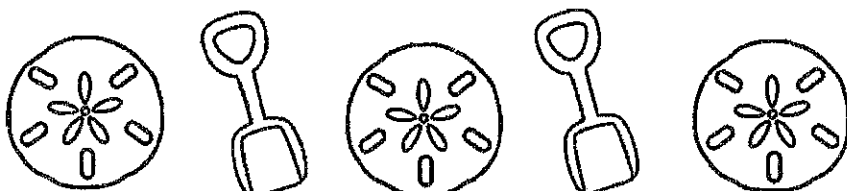
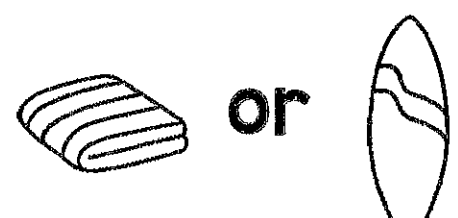

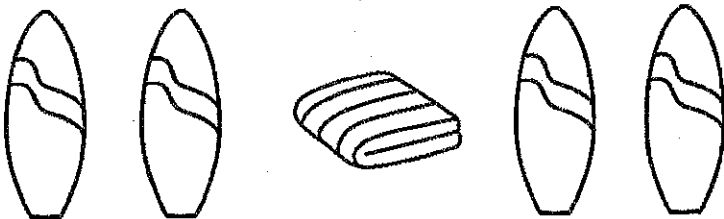
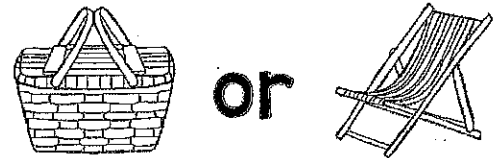

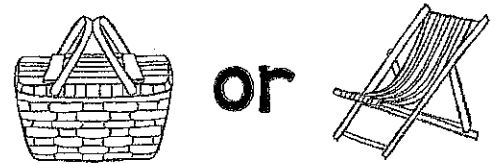


Name: _____

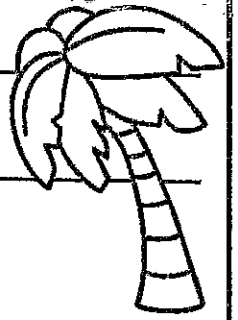


SUMMER PATTERNS


What object comes next in the pattern? Circle it.

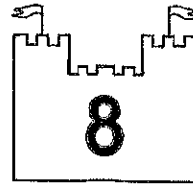



Name: _____





Fill in the ten frames to match each number.

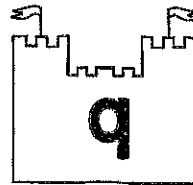


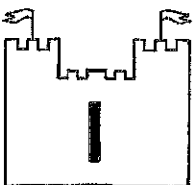





















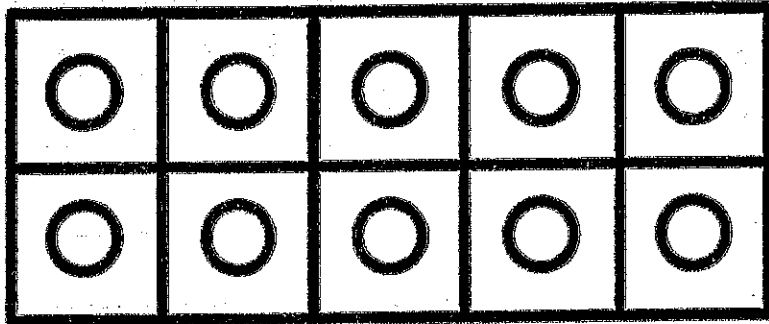




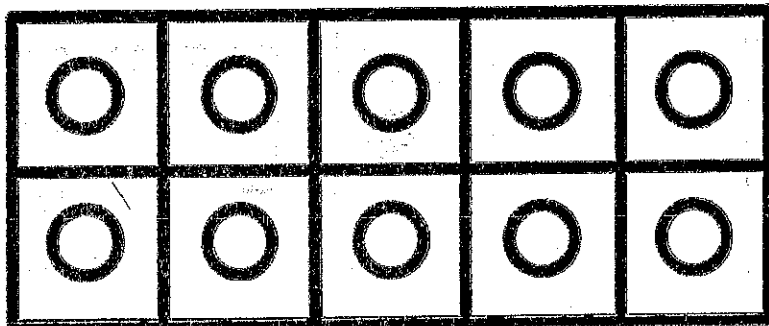
Name: _____



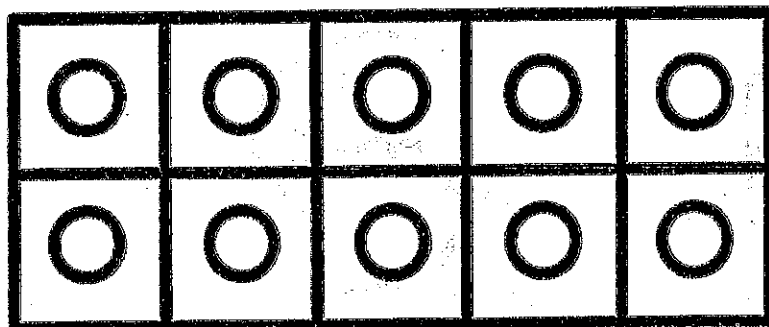
Color the circles on the ten frames RED and BLUE to show each addition sentence.



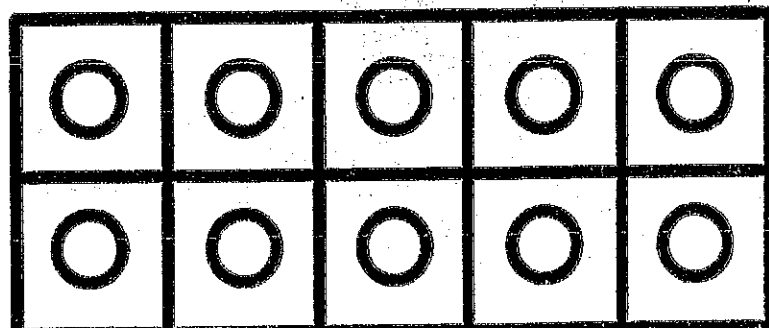
$$\textcircled{5} + \textcircled{5} = \textcircled{10}$$



$$\textcircled{6} + \textcircled{4} = \textcircled{10}$$




$$\textcircled{8} + \textcircled{2} = \textcircled{10}$$



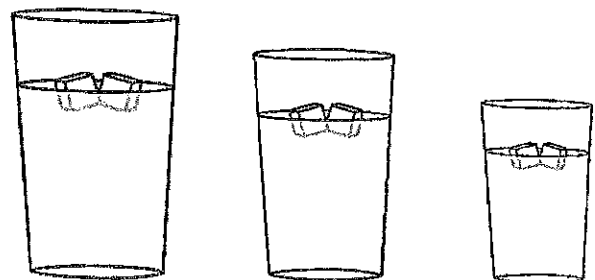



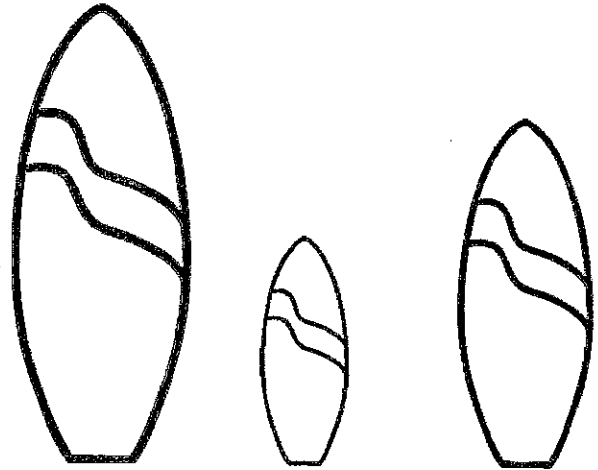
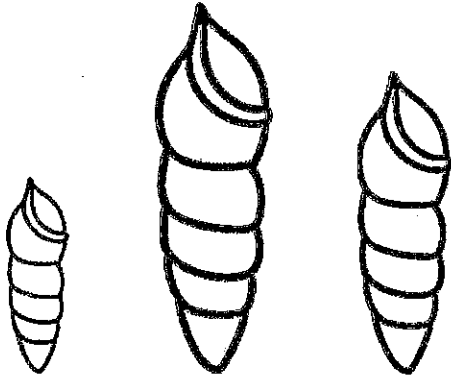
$$\textcircled{7} + \textcircled{3} = \textcircled{10}$$

Name: _____




SHORTEST and TALLEST OBJECTS

Color the shortest object green. Color the tallest object brown.






Name: _____



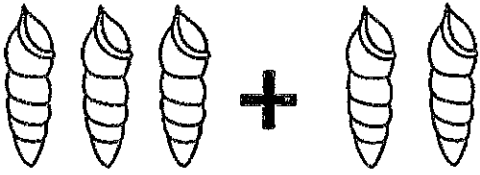
MORE or LESS?

Color the group that has **more** orange.
Color the group that has **less** purple.

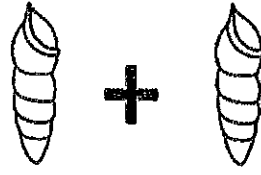


Name: _____

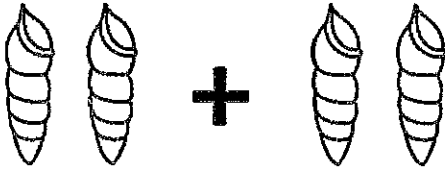
Addition to 5



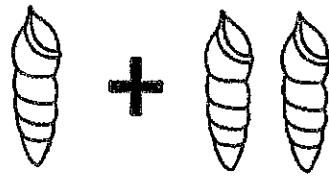
$$\textcircled{3} + \textcircled{2} = \textcircled{5}$$



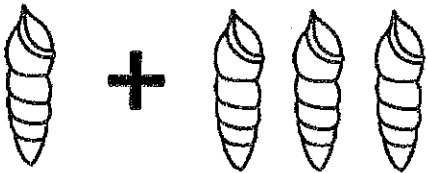
$$\textcircled{} + \textcircled{} = \textcircled{}$$



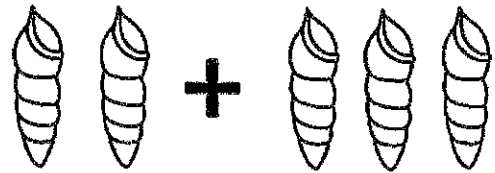
$$\textcircled{} + \textcircled{} = \textcircled{}$$



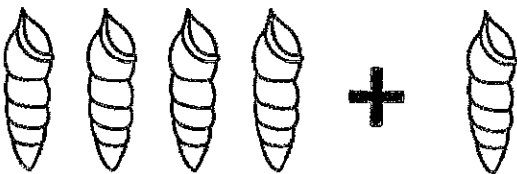
$$\textcircled{} + \textcircled{} = \textcircled{}$$



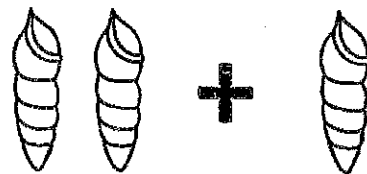
$$\textcircled{} + \textcircled{} = \textcircled{}$$



$$\textcircled{} + \textcircled{} = \textcircled{}$$



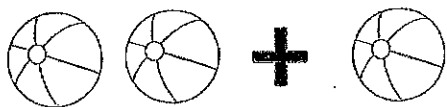
$$\textcircled{} + \textcircled{} = \textcircled{}$$



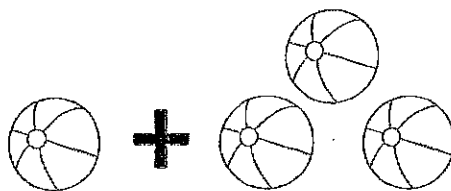
$$\textcircled{} + \textcircled{} = \textcircled{}$$

Name: _____

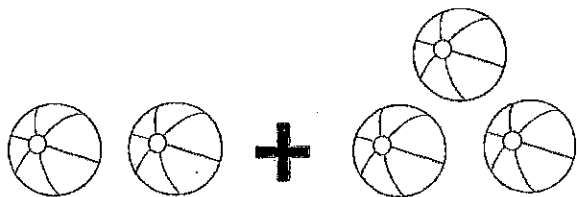
Addition to 5



$$\bigcirc + \bigcirc = \bigcirc$$



$$\bigcirc + \bigcirc = \bigcirc$$



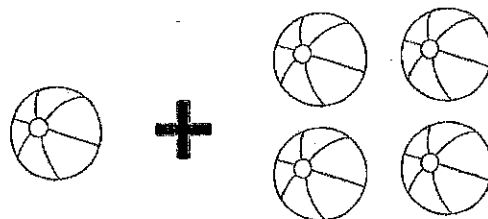
$$\bigcirc + \bigcirc = \bigcirc$$



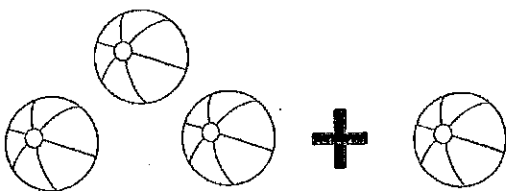
$$\bigcirc + \bigcirc = \bigcirc$$



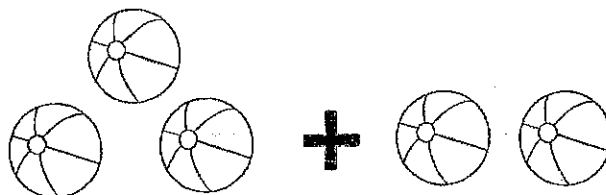
$$\bigcirc + \bigcirc = \bigcirc$$



$$\bigcirc + \bigcirc = \bigcirc$$



$$\bigcirc + \bigcirc = \bigcirc$$


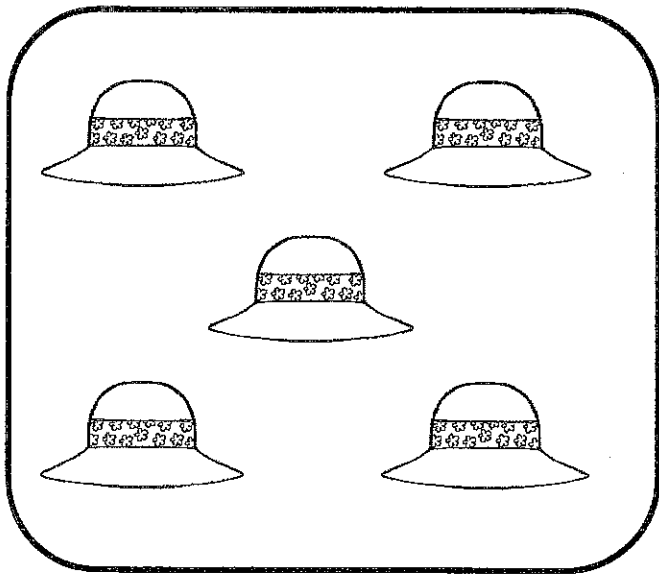




$$\bigcirc + \bigcirc = \bigcirc$$

Name: _____

SKIP COUNTING by 5s

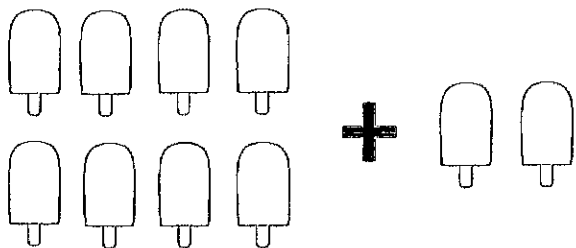
Count the hats by 5s.



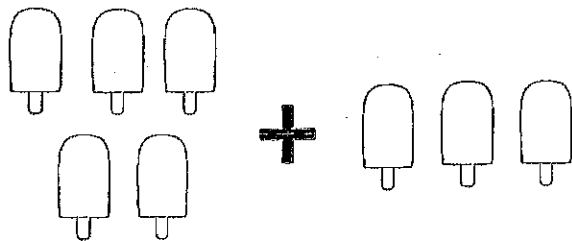
How many hats are there in all? _____

Name: _____

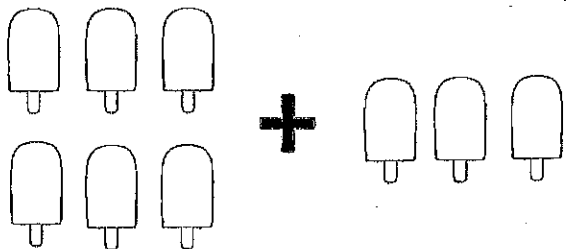
Addition to 10



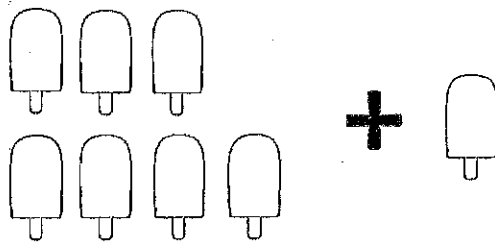
$$\textcircled{8} + \textcircled{2} = \textcircled{10}$$



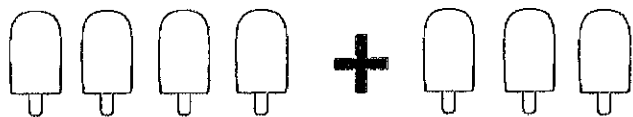
$$\textcircled{\quad} + \textcircled{\quad} = \textcircled{\quad}$$



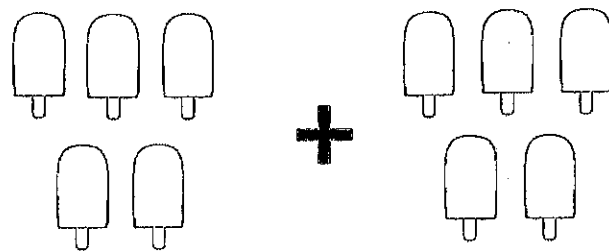
$$\textcircled{\quad} + \textcircled{\quad} = \textcircled{\quad}$$




$$\textcircled{\quad} + \textcircled{\quad} = \textcircled{\quad}$$



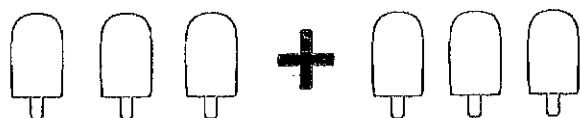
$$\textcircled{\quad} + \textcircled{\quad} = \textcircled{\quad}$$



$$\textcircled{\quad} + \textcircled{\quad} = \textcircled{\quad}$$



$$\textcircled{\quad} + \textcircled{\quad} = \textcircled{\quad}$$




$$\textcircled{\quad} + \textcircled{\quad} = \textcircled{\quad}$$

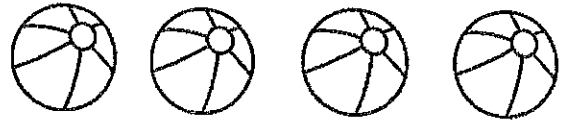
Name: _____

Subtraction to 5

$$5 - 3 = \boxed{2}$$



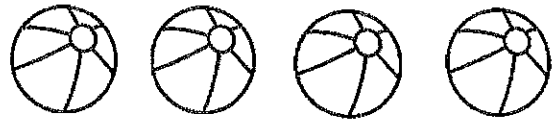
$$4 - 2 = \square$$



$$3 - 2 = \square$$



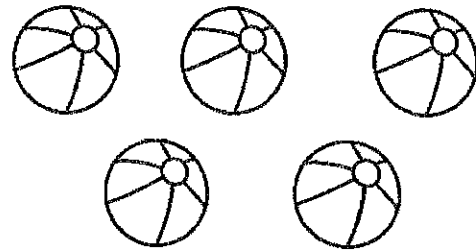
$$4 - 3 = \square$$



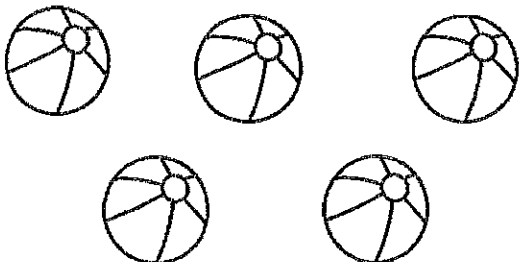
$$2 - 1 = \square$$



$$5 - 2 = \square$$



$$5 - 1 = \square$$




$$3 - 1 = \square$$

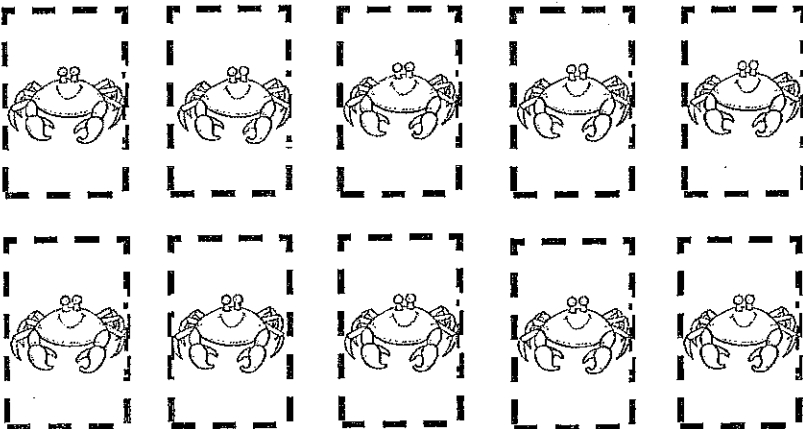


Name: _____

While you were on the beach you caught 7 crabs and placed them in a bucket. 4 of the crabs escaped. How many crabs were left in your bucket?



$$\underline{\quad} - \square = \underline{\quad}$$



Cut out the crabs. Glue them in the box to match the word problem. Write a number sentence.

Name: _____

LET'S ADD and SUBTRACT!

$$\textcircled{2} + \textcircled{2} = \textcircled{\quad}$$

$$\textcircled{5} - \textcircled{4} = \textcircled{\quad}$$

$$\textcircled{3} + \textcircled{1} = \textcircled{\quad}$$


$$\textcircled{4} - \textcircled{2} = \textcircled{\quad}$$

$$\textcircled{1} + \textcircled{1} = \textcircled{\quad}$$

$$\textcircled{3} - \textcircled{0} = \textcircled{\quad}$$


$$\textcircled{2} + \textcircled{3} = \textcircled{\quad}$$

$$\textcircled{5} - \textcircled{2} = \textcircled{\quad}$$




Subtraction to 10


$$8 - 2 = \boxed{6}$$




$$7 - 6 = \square$$




$$6 - 3 = \square$$




$$9 - 4 = \square$$




$$10 - 5 = \square$$




$$5 - 3 = \square$$



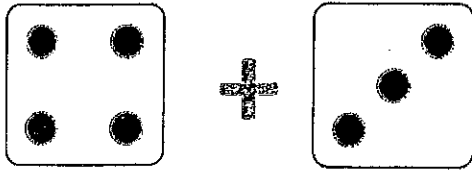
$$7 - 4 = \square$$



$$8 - 3 = \square$$

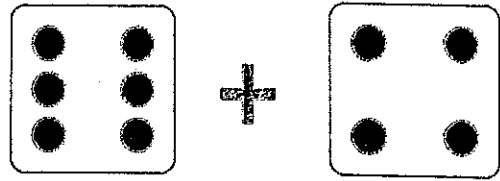


Addition to 10



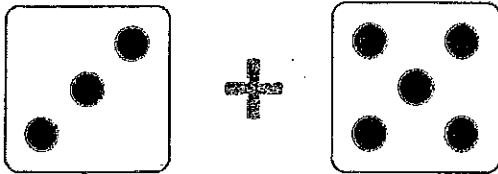
+

$$\textcircled{4} + \textcircled{3} = \textcircled{7}$$



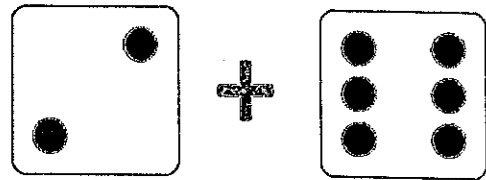
+

$$\textcircled{\quad} + \textcircled{\quad} = \textcircled{\quad}$$



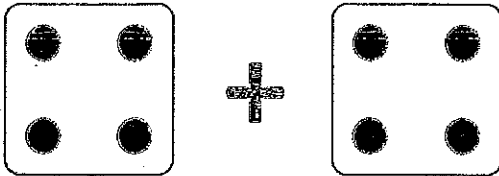
+

$$\textcircled{\quad} + \textcircled{\quad} = \textcircled{\quad}$$



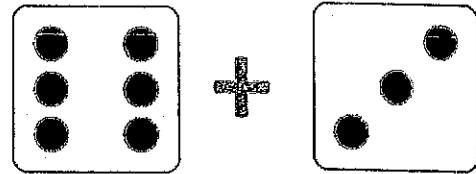
+

$$\textcircled{\quad} + \textcircled{\quad} = \textcircled{\quad}$$



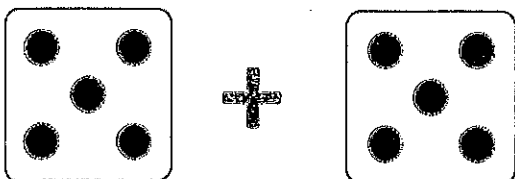
+

$$\textcircled{\quad} + \textcircled{\quad} = \textcircled{\quad}$$



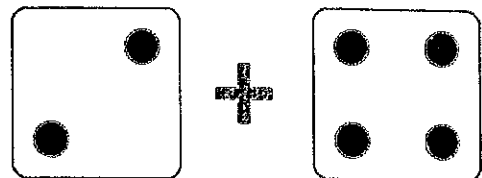
+

$$\textcircled{\quad} + \textcircled{\quad} = \textcircled{\quad}$$



+

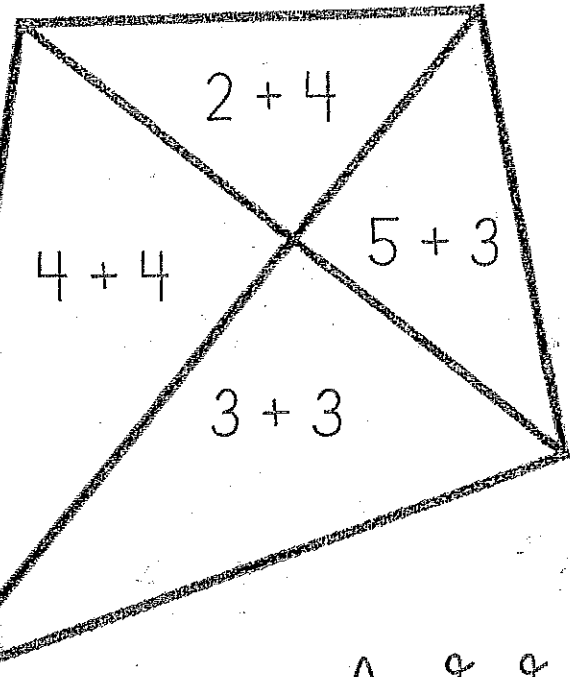

$$\textcircled{\quad} + \textcircled{\quad} = \textcircled{\quad}$$




+

$$\textcircled{\quad} + \textcircled{\quad} = \textcircled{\quad}$$

Name _____



5 + 4



Add &
Color

3-red


4-peach

6-green











8-yellow

9-blue


Name: _____




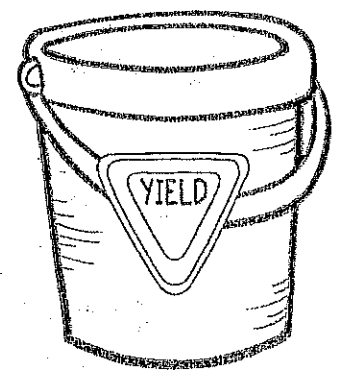

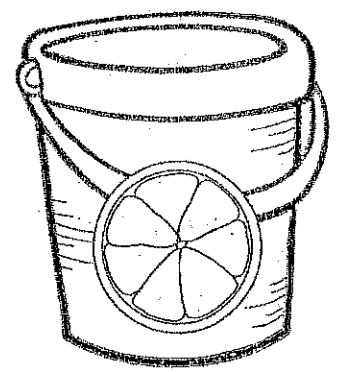

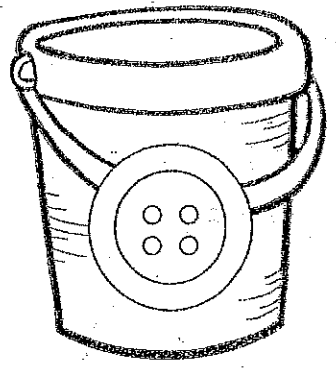

SKIP COUNTING by 10s




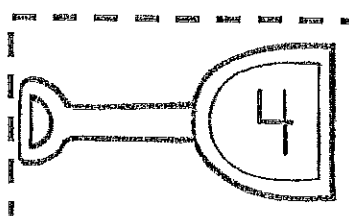
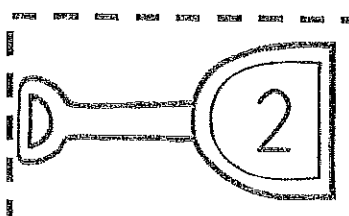

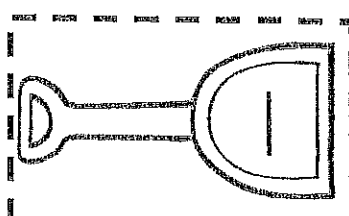

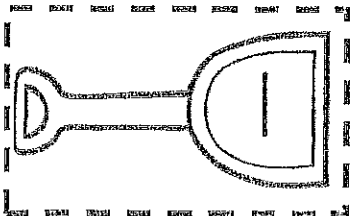
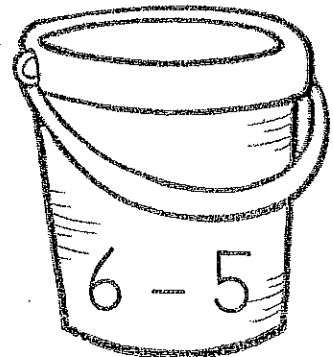

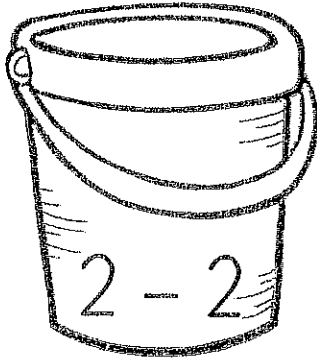

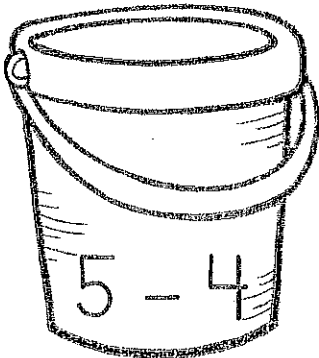

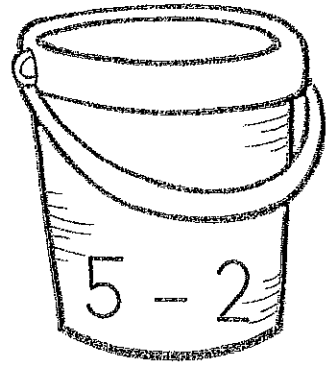




Name _____





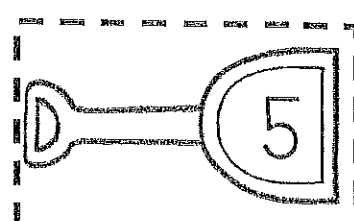

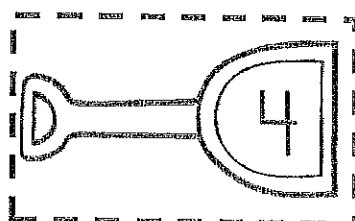




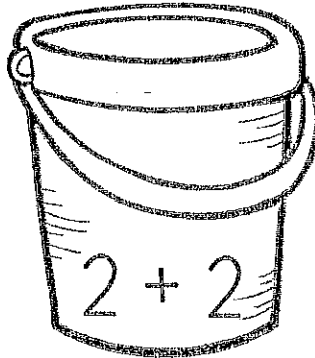
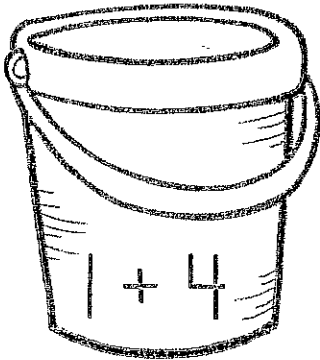

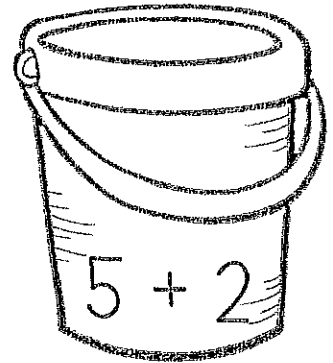




How Many Sides?



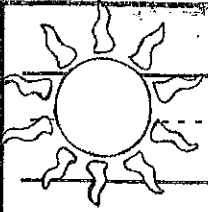
Sand Bucket Subtraction!



Add It Up!



Name: _____



LET'S ADD and SUBTRACT!

$$8 + 2 = \bigcirc$$

$$9 - 5 = \bigcirc$$

$$6 + 3 = \bigcirc$$

$$7 - 6 = \bigcirc$$

$$2 + 5 = \bigcirc$$

$$8 - 4 = \bigcirc$$

$$7 + 3 = \bigcirc$$

$$10 - 5 = \bigcirc$$



