

Summer Work Packet

I am so excited to have your child in my class next year! They have made amazing progress in Pre-K. In order to continue making progress, we need to keep reading and reinforcing skills over the summer. In this packet you will find some activities to kick off the summer.

I am asking that you read the book *A Letter From Your Teacher*. As we will be discussing this book when we return in August.

In addition to reading this book I am asking that your read at least 15 books with your child over the summer. Please feel free to read more.

I have also attached monthly calendars to keep our skills fresh. Again, you can choose how many you want to do. But you must complete the shaped day activities.

Sincerely,

Mrs. Mirabile

Dear Families of Rising Kindergarteners,

Welcome! I'm so excited to have your child join our Kindergarten class in the upcoming school year. Starting Kindergarten is a big and exciting milestone—for children and families alike. To help your child feel confident and prepared for this new adventure, I'd like to share some key areas you can work on together over the summer.

These skills don't require formal lessons—they can be practiced through simple, fun, everyday activities. The more comfortable your child feels with these basics, the more smoothly they'll transition into the school routine.



Focus Areas for Summer Readiness:

1. Independence Skills

Encouraging independence now will help your child feel more confident at school.

- Practice putting on and zipping coats or backpacks
- Opening lunch containers and snack bags independently
- Using the bathroom and washing hands without reminders
- Cleaning up after themselves (putting toys or materials away)

2. Social-Emotional Readiness

Kindergarten is a social environment where children learn and play together.

- Practice taking turns, sharing, and using kind words
- Talk about how to express feelings appropriately ("I feel sad because...")
- Encourage following 1-2 step directions
- Help your child get comfortable being away from parents for short periods

3. Early Academic Skills

We will build on these skills in Kindergarten, but early exposure can make a big difference.

- **Name Recognition & Writing:** Practice recognizing and writing first name (first letter capital, rest lowercase)
- **Letter Recognition:** Identify uppercase and lowercase letters
- **Counting:** Count aloud to at least 20, recognize numbers 0–10
- **Colors & Shapes:** Identify basic shapes (circle, square, triangle, etc.) and colors
- **Read Together Daily:** Point out the cover, title, and talk about what's happening in the story

4. Fine Motor Skills

Strong fingers make confident writers!

- Use crayons, markers, and pencils to draw and color
- Cut simple shapes with child-safe scissors
- Build with blocks, play with playdough, and do simple crafts



Helpful Tips:


- Keep a consistent bedtime and morning routine
- Limit screen time and encourage imaginative play
- Visit the library or explore books together regularly

Kindergarten is a year of tremendous growth, and your support at home will set your child up for success. Most importantly, make learning fun—sing songs, play games, and enjoy this special time before school begins!

I can't wait to meet your child and begin this exciting journey together. Wishing you a joyful, restful, and learning-filled summer!


Best regards,

Deborah Mirabile




My SUMMER Packet

as I
prepare for
kindergarten



My Recording Sheet


Fill in the numbers below and color in the # of shape days that you completed for each month.



JUNE

Monday	Tuesday	Wednesday	Thursday	Friday
1	2	3	4	5
6	7	8	9	10
11	12	13	14	15
16	17	18	19	20
21	22	23	24	25
26	27	28	29	30

I completed _____ days total including:

JULY

Monday	Tuesday	Wednesday	Thursday	Friday
1	2	3	4	5
6	7	8	9	10
11	12	13	14	15
16	17	18	19	20
21	22	23	24	25
26	27	28	29	30
31				

I completed _____ days total including:





AUGUST


Monday	Tuesday	Wednesday	Thursday	Friday
1	2	3	4	5
6	7	8	9	10
11	12	13	14	15
16	17	18	19	20
21	22	23	24	25
26	27	28	29	30
31				

I completed _____ days total including:





JUNE




	Monday	Tuesday	Wednesday	Thursday	Friday	
						1
2	3 Complete the missing number sheet.	4 Read a book with a grown up and count the words on each page.	5 Lie down outside and look at the clouds. Draw what you see.	6 Complete the apples addition sheet.	7 Make your bed!	8
9	10 Look in a book for words that begin with pp.	11 Match the lower case and upper case letters on the sheet.	12 Write your name. Cut out the letters. Scramble. Put back together.	13 Complete the letter sound Nn sheet.	14 Help Mom or Dad with the dishes.	15
16	17 Write the names of your family members.	18 Sing your favorite song to your family.	19 Throw a ball with your mom or dad.	20 Complete the Draw More sheet.	21 Count the stairs in your home.	22
23	24 Draw all primary shapes and color in.	25 Complete the bug hunt sheet..	26 Using an old magazine, cut out things that begin with Bb.	27 Read a book with a grown up and look for the word "the."	28 Sort the forks and spoons. Then count.	29




What's the Missing Number?


Help the animals by writing the missing numbers in the empty boxes below.




1	2	3		5	6
---	---	---	--	---	---




2	3	4	5		7
---	---	---	---	--	---




5	6		8	9	10
---	---	--	---	---	----



4	5	6	7		9
---	---	---	---	--	---



2		4	5	6	7
---	--	---	---	---	---




	5	6	7	8	9
--	---	---	---	---	---




Apples Addition



Count. Add. Write the new number.




+





=




+




=




+



=



+






=














Draw MORE to make 5!

Count. Write the number. Draw more.

	+		=	
---	---	---	---	---

	+		=	
--	---	--	---	--

	+		=	
---	---	---	---	---

	+		=	
---	---	---	---	---



MATCH the UPPER and lower case letters.

A

N

F




T

G

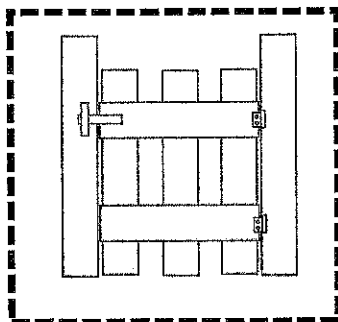

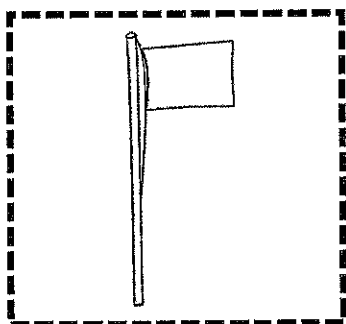
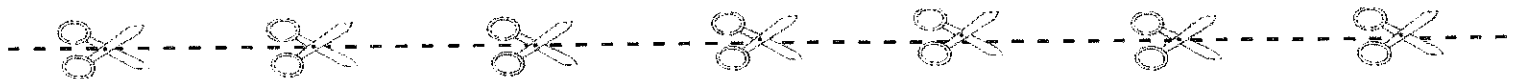



f g a t n

is for




...but **NOT** for






Let's Go on a BUG HUNT!


Color the bugs you find.




spider




bumblebee




butterfly




grasshopper




fly



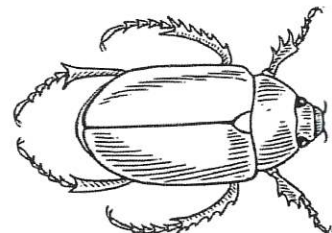
caterpillar




ladybug




snail



beetle



JULY



	Monday	Tuesday	Wednesday	Thursday	Friday	
	1 Play with your toys! Draw your favorite toy.	2 Count the spoons in the kitchen drawer.	3 Find and color the word "the" on the sheet.	4 Happy 4 th of July! Enjoy the fireworks!	5 Draw what you saw or did on July 4 th .	6
7	8 Hunt for things that begin with Cc. Draw and label each thing.	9 Draw a pattern with colors.	10 Draw a picture of your favorite summer activity.	11 Read a book with a grown up and look for words that begin with Ss.	12 Sing a rhyming song to your family.	13
14	15 Find 5 things shaped like a rectangle in your house	16 Draw a picture of your family.	17 Make a vehicle out of Legos.	18 Complete the patterns on the sheet.	19 Make a person out of play doh.	20
21	22 Find 3 round things in your house..	23 Draw the steps for how to brush your teeth	24 Say hello to someone you know by using their name.	25 Pick out a funny bedtime story.	26 Draw and label 3 of your new school supplies.	27
28	29 Complete the matching numerals to sets sheet.	30 Count your fingers and toes. How many in all?	31 Take a nature walk with a grown up.			

Color in every box that has "the."

we	the	you	me
it	the	to	it
to	the	for	my
we	the	it	he
at	the	the	the
me	the	is	the
you	the	and	the
we	the	we	the





I made the letter: _____



C

What begins with Cc?


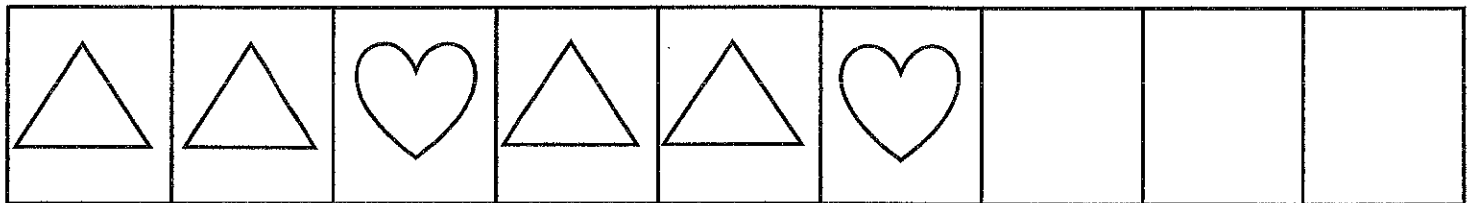

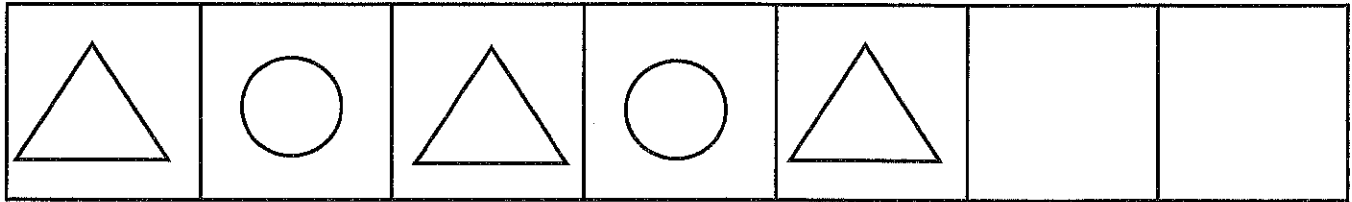
Draw 4 things that begin with
the letter Cc.






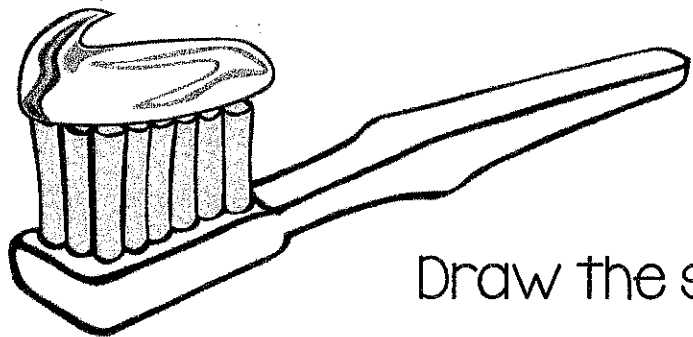
Complete the Pattern!

Complete the patterns below by drawing what comes next.



Now, can you make your own pattern?





Here is how I
brush my teeth!

Draw the steps that show what you
do when you brush your teeth.

1

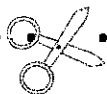
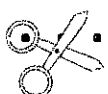
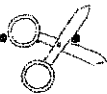
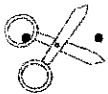

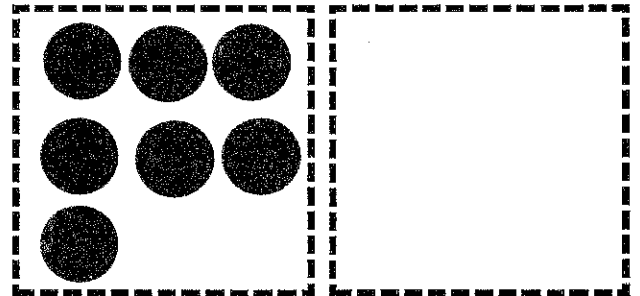
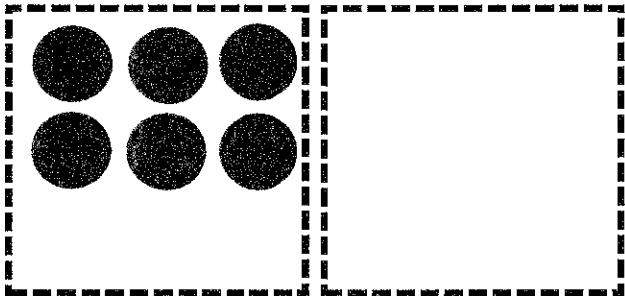


2

3

4



MATCH the numbers to the sets.




5

6

7

8

9






AUGUST






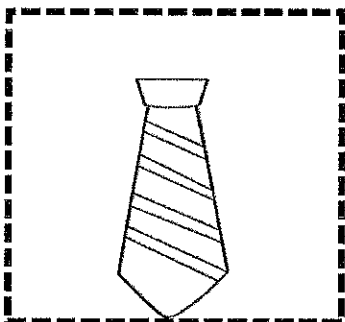

	Monday	Tuesday	Wednesday	Thursday	Friday	
				1 Complete the Letter Sound Tt sheet.	2 Sing the alphabet song.	3
4	5 Complete the sequencing sheet.	6 Read a book with a grown up and count the words on each page.	7 Draw your favorite summer food and cut it out.	8 Complete the shape cutting sheet.	9 Draw a type of truck or train.	10
11	12 Draw a picture of YOU!	13 Say the sounds of the dinner on your plate.	14 Count the lamps in your house.	15 Find 5 things in your house that begin with Ll.	16 Do a pattern with claps and stomps.	17
18	19 Sort the spare socks.	20 Take a picture of a flower. Then, draw and color it with details.	21 Complete the Point, Color, Count sheet.	22 Write the alphabet in order.	23 Enjoy a funny bedtime story.	24
25	26 Using an old magazine, cut out things that start with pp.	27 Read a book with a grown up and listen for words that rhyme.	28 Play a board game with your family.	29 Draw a rainbow with a pot of gold at the end.	30	31

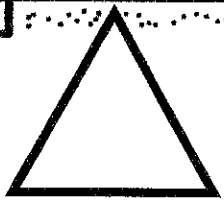
Have a GREAT Year!

is for



...but **NOT** for


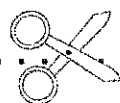
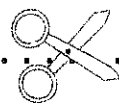
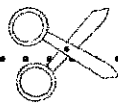
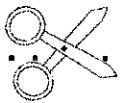
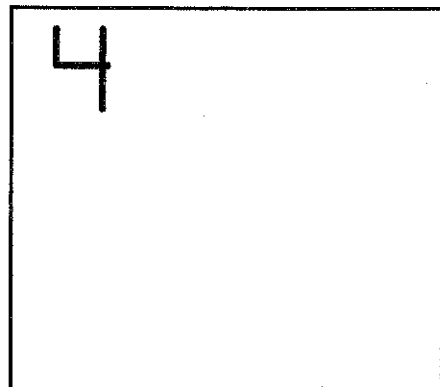
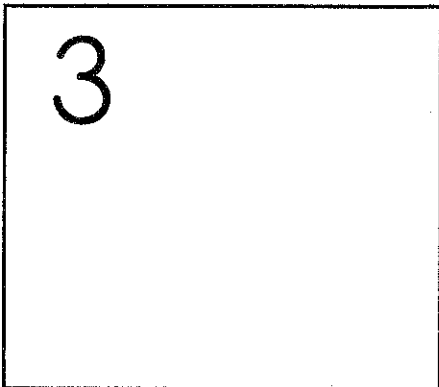
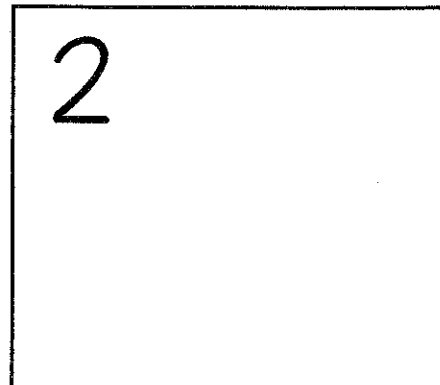



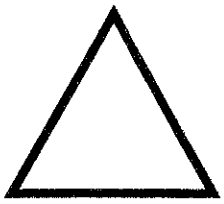


Sequencing!

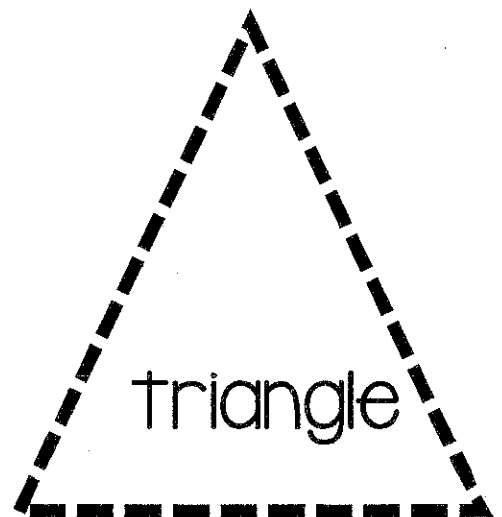
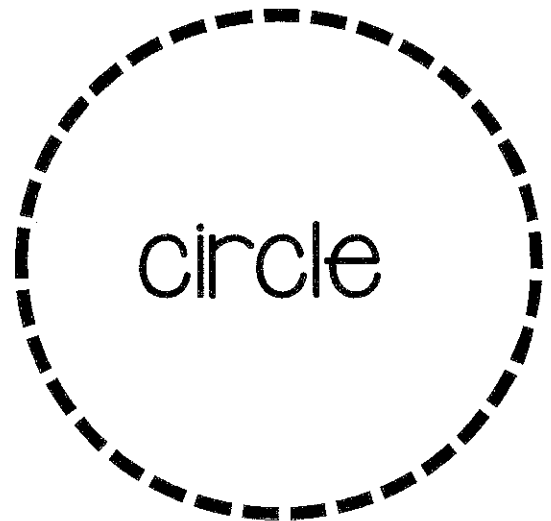

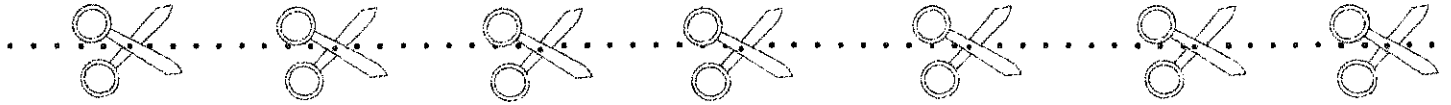
Put the Pictures in Order.


Draw the steps that show what you do when you make a snowman.





Cut the Shapes Out!





Draw a picture of **YOU!**

MY SELF PORTRAIT

